

EQUI-TREK

EQUI-TREK



Mercedes-Benz



Weights and Dimensions 3500kg

Weights and Dimensions 4100kg

External Dimensions:

Length: 6206mm
Width: 2175mm
Height: 3045mm

Approx. Weight:

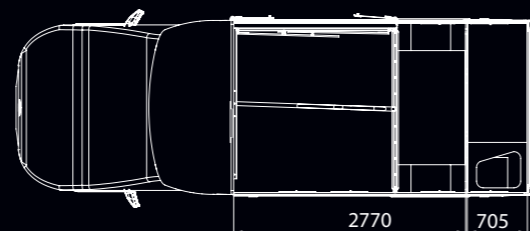
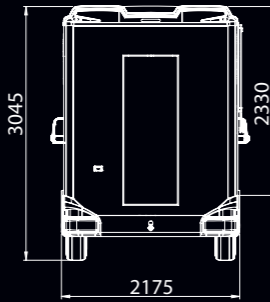
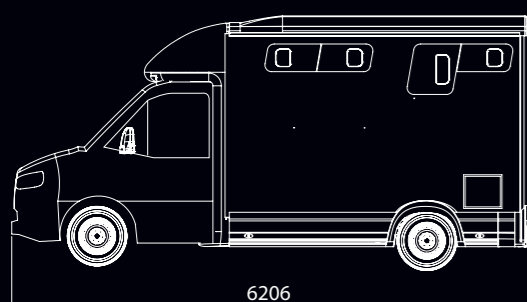
Front Axle Load: 1750KG
Rear Axle Load: 2100KG
Unladen Weight: 2350KG*
Gross Weight: 3500KG
Towing Capacity: 2000kg

External Dimensions:

Length: 6206mm
Width: 2175mm
Height: 3045mm

Approx. Weight:

Front Axle Load: 2100KG
Rear Axle Load: 2430KG
Unladen Weight: 2450KG*
Gross Weight: 4100KG
Towing Capacity: 2000kg



Eclipse 3500kg / 4100kg



Please note some images may show optional extras not included as part of the base specification.



0114 288 4411 • sales@equi-trek.com • www.equi-trek.com

0114 288 4411 • sales@equi-trek.com • www.equi-trek.com

Equi-Trek Eclipse

The Eclipse is built on a brand new and unregistered Mercedes-Benz chassis, with a CDI powerful diesel engine, which complies with the latest Euro 6 standards and gives effortless performance and outstanding economy.

This is further enhanced by the 9 speed fully automatic gearbox, giving a very smooth ride for both horses and passengers, thereby reducing stress levels on arrival at a competition. It also incorporates a hill start assist function.

The body is made from composite panels for long, low maintenance life.

The Eclipse has the added benefit of a tack/changing room that is totally separate from the horses. This incorporates two saddle racks, two bridle racks and two coat hooks. There is also additional storage over the cab.



Horse Area

- Full Height Bulkhead
- Composite High Impact Kick Boards
- Composite Panels
- Full Width Collapsible Breast Bar
- Groom's Doors Between Horse Area and Living Area
- Head Divider
- LED Interior Light
- Light and Spacious Interior
- Full Height Ramp Standard (Split-Height Available)
- Safety Loading Doors
- Strong Aluminium Plank Floor with Dunlop Rubber
- Strong, Adjustable Partitions with PVC Skirt
- Two Horse and Two Haynet Tie Rings
- Storage Over Pod



New Cab & Chassis - Automatic Gearbox

- Steering Wheel Controls
- Automatic Headlights
- Bluetooth
- Smartphone Integration (Apple CarPlay/Android Auto)
- Keyless Start
- Active Brake Assist and Attention Assist
- Daytime Running Lights
- Engine Stop Start Button
- Variable Power Steering
- Alloy Wheels
- Automatic Gearbox
- Cruise Control
- Service Every 37,000 Miles or up to Two Years (Depending on Driving Conditions)



Tack/Changing Area

- Cushion Flooring
- Two Saddle Racks and Two Bridle Racks
- Area is Totally Separate From the Horses
- Interior Light
- Opening Windows
- Two Coat Hooks

